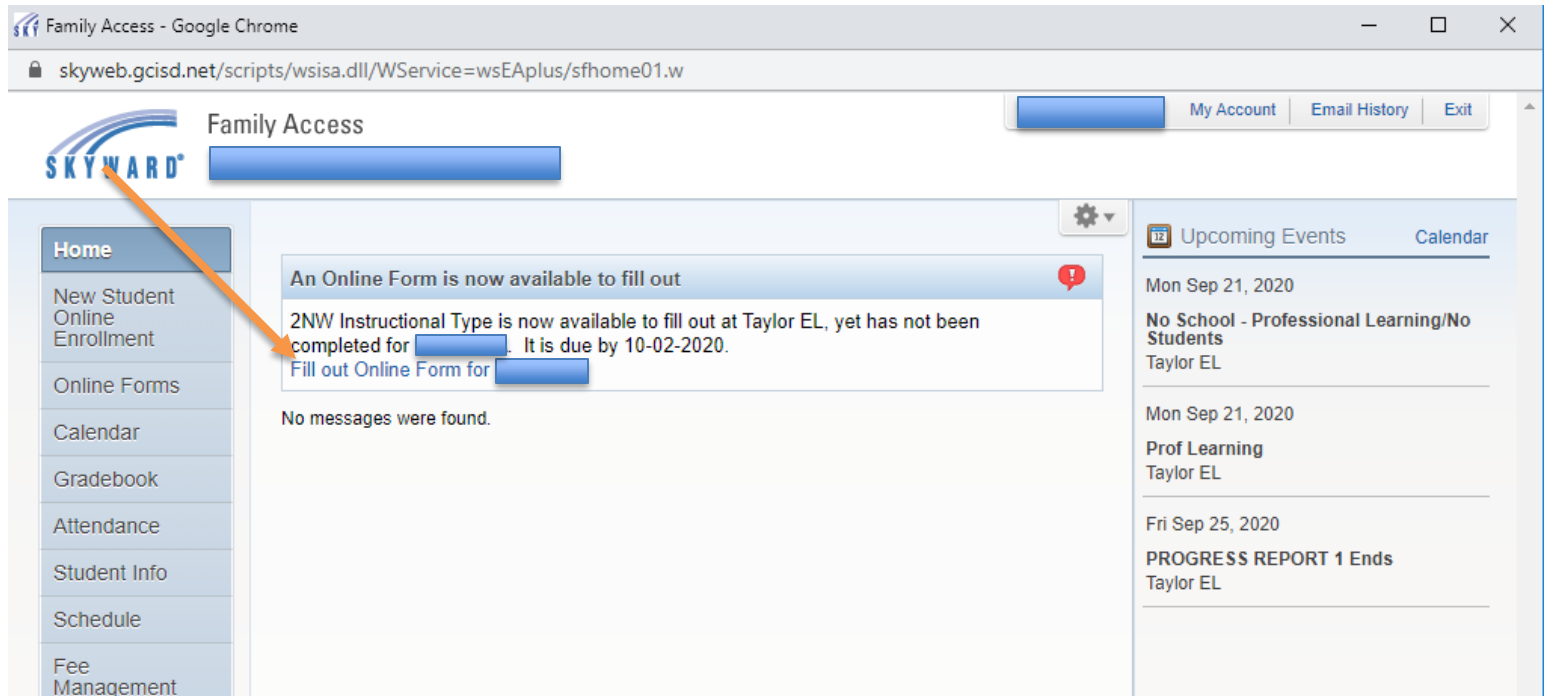


Changing Instructional Type at the 9 Weeks

TO CHANGE YOUR INSTRUCTIONAL TYPE FOR THE 9 WEEKS GRADING PERIOD LOG IN TO YOUR FAMILY ACCESS ACCOUNT AND COMPLETE THE NW INSTRUCTIONAL TYPE FORM.

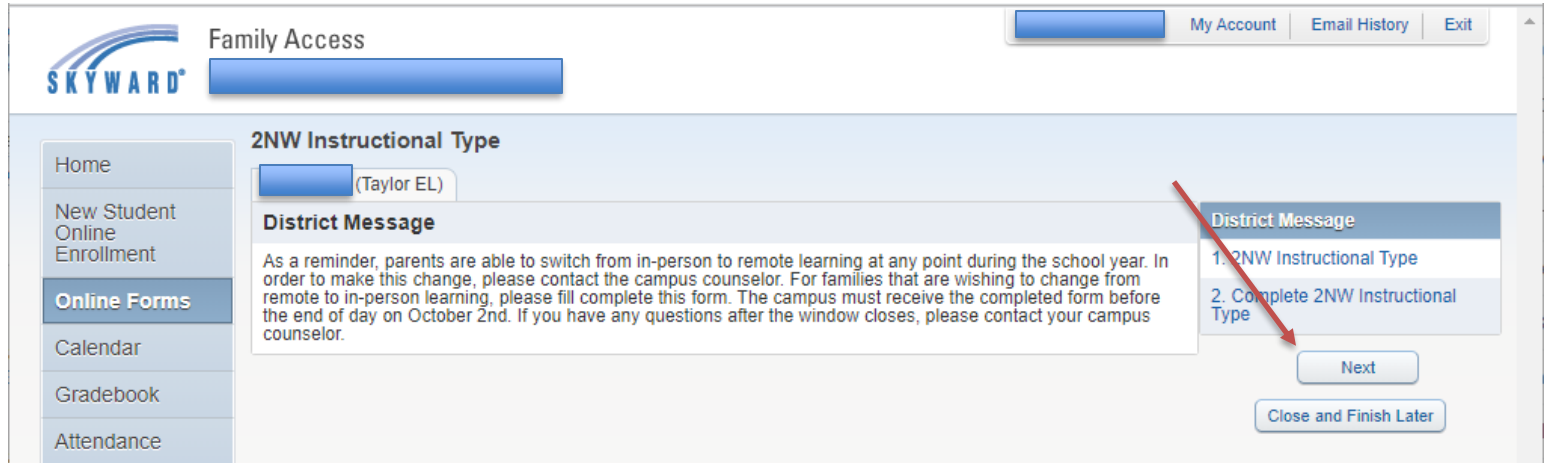
Login into your Family Access Account, which can be found through this [Link](#). Once logged in on the Home Page click on the Fill out Online Form for the NW Instructional Type.

Once in the Form click on the Next Button:



The screenshot shows the Family Access home page in a Google Chrome browser. The address bar shows the URL: skyweb.gcisd.net/scripts/wsisa.dll/WService=wsEPlus/sfhome01.w. The page features a navigation menu on the left with options like Home, New Student Online Enrollment, Online Forms, Calendar, Gradebook, Attendance, Student Info, Schedule, and Fee Management. A central message box states: "An Online Form is now available to fill out. 2NW Instructional Type is now available to fill out at Taylor EL, yet has not been completed for [redacted]. It is due by 10-02-2020. Fill out Online Form for [redacted]." An orange arrow points from the "Online Forms" menu item to the "Fill out Online Form" link in the message box. On the right, there is an "Upcoming Events" section with a calendar view showing dates like Mon Sep 21, 2020, and events such as "No School - Professional Learning/No Students" and "Prof Learning".

Select Next:



The screenshot shows the "2NW Instructional Type" form page. The page title is "2NW Instructional Type" and it includes a dropdown menu for the school location, currently set to "(Taylor EL)". A "District Message" box contains the following text: "As a reminder, parents are able to switch from in-person to remote learning at any point during the school year. In order to make this change, please contact the campus counselor. For families that are wishing to change from remote to in-person learning, please fill complete this form. The campus must receive the completed form before the end of day on October 2nd. If you have any questions after the window closes, please contact your campus counselor." On the right side, there is a "District Message" box with a numbered list: "1. 2NW Instructional Type" and "2. Complete 2NW Instructional Type". A red arrow points from the second item in the list to a "Next" button. Below the "Next" button is a "Close and Finish Later" button. The left navigation menu is partially visible, showing "Home", "New Student Online Enrollment", and "Online Forms" (which is highlighted).

Changing Instructional Type at the 9 Weeks

Choose your students new Instructional Setting. Once you have made the selection, Select Complete Step 1 and Move to Step 2.
Note: your students Instructional Type will be prepopulated with their current Instructional Setting:


- Home
- New Student Online Enrollment
- Online Forms
- Calendar
- Gradebook
- Attendance
- Student Info
- Schedule
- Fee Management
- Educational Milestones
- Progress/Report Card & Letters
- Skylert
- Health Info
- School Directory
- Login History

2NW Instructional Type

(Taylor EL)

Step 1. 2NW Instructional Type (Required)

View Full Screen



As a reminder, parents are able to switch from in-person to remote learning at any point during the school year. If you are switching to remote learning, please contact the campus counselor.

For families that are wishing to change from remote to in-person learning, please change your student's Instructional Type to In-Person. You must receive the completed form before the end of day on October 2nd. If you have any questions after that date, please contact your campus counselor.

Como recordatorio, los padres pueden cambiar del aprendizaje en persona al aprendizaje remoto en cualquier momento durante el año escolar. Si desea cambiar a aprendizaje remoto, comuníquese con el consejero del campus.

Para las familias que desean cambiar de aprendizaje remoto a en persona, cambie el tipo de instrucción de su estudiante a In-Person. Debe recibir el formulario completo antes del final del día 2 de octubre. Si tiene alguna pregunta después de esa fecha, comuníquese con su consejero del campus.

In-Person ▼

Complete Step 1 and move to Step 2

District Message

- 1. 2NW Instructional Type
- 2. Complete 2NW Instructional Type

Previous Step
Next Step

Close and Finish Later

Select Submit 2NW Instructional Type and your form is completed:

- Home
- New Student Online Enrollment
- Online Forms
- Calendar
- Gradebook
- Attendance
- Student Info
- Schedule
- Fee Management
- Educational Milestones
- Progress/Report Card & Letters
- Skylert
- Health Info
- School Directory
- Login History

2NW Instructional Type

(Taylor EL) Print

Step 2. Complete 2NW Instructional Type (Required)

By completing 2NW Instructional Type, you are confirming that the Steps below have been finished. Are you sure you want to complete 2NW Instructional Type for (Taylor EL)?

Review 2NW Instructional Type Steps

Step 1) **2NW Instructional Type** Completed 09/15/2020 4:12pm

Guardian Name:
Guardian Address:

Submit 2NW Instructional Type

District Message

- 1. 2NW Instructional Type
✓ Completed 09/15/2020 4:12pm
- 2. Complete 2NW Instructional Type

Previous Step
Next Step

Close and Finish Later