



Grapevine Elementary  
August, 2007  
Volume 1, Issue 1


# Kindergarten Spanish

## My thoughts

Hi! I'm Señora Laughlin! Welcome to Spanish! My goal for this year is make it the best year for your child!

My hope is that your child will grow to love and appreciate the Spanish language, its' culture and traditions.

Kindergarten is the best time to begin learning a foreign language! The children are like sponges! By the time they reach 5<sup>th</sup> grade, they sound like native speakers!



## What we'll cover in Aug. and Sept.

Your child will begin learning the Pledge in Spanish (great for practicing pronunciation).

We will also begin talking about the calendar and learning to say the date.

Your child will be introduced to the "Weather song" and will begin learning how to describe various types of weather.

## The Schedule

Your child will come to Spanish class every other week, 5 days in a row for 15 min. each day. That doesn't sound like much time. However, miraculous things can happen in a short amount of time! Before long, your child will be coming home singing the songs and attempting to practice with you!

## The Topics

Here's what we'll cover this year:

- \*\*\*\*Proper pronunciation through songs, poems, etc.
- \*\*\*\*The Pledge and calendar in Spanish
- \*\*\*\*The colors, numbers and seasons
- \*\*\*\*Vowels
- \*\*\*\*Shapes

## What you can do to help

Please encourage your child to "practice" with you at home! You don't need to know Spanish to do this! They can sing the songs and recite the poems to you.

1<sup>st</sup> semester we will concentrate on learning many new words, songs, poems, etc.

2<sup>nd</sup> semester your child will be bringing home books which we have practiced "reading." Please encourage your child to practice and share these with you at home!!



Grapevine Elementary  
August, 2007  
Volume 1, Issue 1


# 1st Grade Spanish

## My thoughts

Hi! I'm Señora Laughlin. Welcome back to Spanish! My goal for this year is make it the best year for your child!

My hope is that your child will grow to love and appreciate the Spanish language, its' culture and traditions!

Learning a foreign takes a lot of practice! That's exactly what we will be doing! We will be recalling what we've covered in years past and we'll be adding new vocabulary, songs, stories, etc.



## What we'll cover in Aug. and Sept.

Your child will recall the Pledge in Spanish (great for practicing pronunciation).

We will also continue talking about the calendar and the weather.

Colors and numbers (1-30) will constantly be reviewed.

After our review week, we will begin talking about families. A family song will be introduced and practiced many times!

## The Schedule

Your child will come to Spanish class every other week, 5 days in a row for 25 min. each day. That doesn't sound like much time. However, miraculous things can happen in a short amount of time! Before long, your child will be coming home singing the songs and attempting to practice with you!

## The Topics

Here's the new material we'll cover this semester:

\*\*\*\*Families

\*\*\*\*\*House (items in the house)


\*\*\*\*\*Common phrases (please, thank you, etc.)

\*\*\*\*Spain! It's where the Spanish language originated!

## What you can do to help

Please encourage your child to "practice" with you at home! You don't need to know Spanish to do this! They can sing the songs, recite the poems and practice using their newly learned vocabulary in complete sentences!

If your child is new to our school, I encourage you to send a blank cassette tape with your child's name on it. I would be happy to tape all the songs we will be using in Spanish this year, as well as songs which are constantly reviewed!



Grapevine Elementary  
August, 2007  
Volume 1, Issue 1


## 2nd Grade Spanish

### My thoughts

Hi! I'm Señora Laughlin. Welcome back to Spanish! My goal for this year is make it the best year for your child!

My hope is that your child will grow to love and appreciate the Spanish language, its' culture and traditions!

Learning a foreign takes a lot of practice! That's exactly what we will be doing! We will be recalling what we've covered in years past and we'll be adding new vocabulary, songs, stories, etc.



### What we'll cover in Aug. and Sept.

Your child will begin recalling the Pledge in Spanish (great for practicing pronunciation).

We will also continue talking about the calendar and the weather.

After our review week, we will begin talking about families. Adjectives will be introduced. By the end of the semester, your child will be able to verbally describe family members.

### The Schedule

Your child will come to Spanish class every other week, 5 days in a row for 25 min. each day. That doesn't sound like much time. However, miraculous things can happen in a short amount of time! Before long, your child will be coming home singing the songs and attempting to practice with you!

### The Topics


Here's the new material we'll cover this year:

- \*\*\*\*Families
- \*\*\*\*\*Houses (various rooms in the house)
- \*\*\*\*Adjectives used to describe family members
- \*\*\*\*Adjectives used to describe houses and rooms
- \*\*\*\*Spain! It's where the Spanish language originated!

### What you can do to help

Please encourage your child to "practice" with you at home! You don't need to know Spanish to do this! They can sing the songs, recite the poems and practice using their newly learned vocabulary in complete sentences!

If your child is new to our school, I encourage you to send a blank cassette tape with your child's name on it. I would be happy to tape all the songs we will be using in Spanish this year, as well as songs which are constantly reviewed!




# Señora Laughlin's Clase de Español

## This Year's Topics

1<sup>st</sup> semester we will be focusing on family and pets. Students will be learning vocabulary words in Spanish and Sign Language. Our goal for the semester is to be able to describe our families and pets and talk about them using complete sentences.

2<sup>nd</sup> semester we will focus on our houses. Students will be able to name the rooms in a house in Spanish. They will also be able to describe the rooms.



## Extra Credit Activities

I encourage students to do as much extra credit as possible. The sky is always the limit!! Here's a few ways students can earn additional points.

- \*\*\*Research your region in Spain
- \*\*\*Research another region in Spain
- \*\*\*Complete extra credit sheets
- \*\*\*Go out of their way to be ladies and gentlemen.

## Cultural Topic

We are studying Spain this year! It's the country where the Spanish language originated! It's also the country where my family is from!

Each Friday will be "culture" day. We will pretend we are taking a field trip to a different region in Spain each week!

## Euros and "El Rastro"

Students will be earning "Euros" all year. This year students will be responsible for their own euros. They will be bringing home pieces of paper which have been stamped with euros. They will be responsible for cutting them out and keeping track of them. I have suggested they keep them in their backpacks or at home. **Please do not throw them away!**

In the Spring, all 3<sup>rd</sup>-5<sup>th</sup> graders will have the opportunity to participate in a "Rastro." Please encourage your students to begin saving items which they can sell at the Rastro.

## Fiesta!

At the end of the quarter, we will have a fiesta in each of the Spanish classes (3<sup>rd</sup>-5<sup>th</sup> gr. only). The children can choose a recipe from any Spanish speaking country.

If your child brings a treat (with your approval) to share with the class on Fiesta day, he/she will receive extra credit.

Dates for fiestas will be determined and that information will be passed on to you as soon as possible.

# septiembre del año 2007

SUNDAY MONDAY TUESDAY WEDNESDAY THURSDAY FRIDAY SATURDAY

							1
2	3 Say "hello" to your teacher. "Hola"	4 Count to 10 in Spanish. Uno, dos, tres.....	5 Say "goodbye" to your family when you leave for school. "Adios"	6 Sing the color song. Red is rojo, green is...	7 Count backwards from 10-1 in Spanish. Diez, nueve...	8	
9	10 Praise your pet. "Muy bien."	11 Thank someone. "Gracias"	12 Don't forget the magic word. "Por favor"	13 Ask a friend what his/her name is in Spanish. "¿Como te llamas?"	14 When someone says thank you, don't forget to say you're welcome. "De nada"	15	
16	17 Whine about being hungry. "Tengo hambre."	18 Say it is sunny. "Hace sol."	19 Say good morning to your family. "Buenos días."	20 Say it is cloudy. Esta nublado.	21 Say good night. Buenas noches.	22	
23	24 Say it is cold outside. "Hace frío."	25 Say it is windy outside. Hace viento.	26 Tell a friend it is snowing outside! Esta nevando.	27 It's raining! Llueve mucho.	28 Say "see you tomorrow." Hasta mañana.	29	
30							